TITLE: Air, Noise and Vibration Monitoring Report – APRIL 2025

DATE: 05/06/25

PROJECT NAME: NYC BOROUGH BASED JAILS SYSTEM, BROOKLYN FACILITY PROJECT

AGREEMENT NUMBER: 20238807786

PROJECT OWNER: NYC DEPARTMENT OF DESIGN & CONSTRUCTION

PREPARED BY: Saad Naeem

Tutor Perini CORPORATION
1000 Main Street, New Rochelle, NY 10801

Plan History					
Rev.	SR	Issue Date	Description	TPC Approval	DDC Approval
0	SN	05/06/25	Air, Noise and Vibration Monitoring Report – APRIL 2025	APP	

AIR, NOISE AND VIBRATION
MONTHLY MONITORING REPORT
Number 008

Prepared By:

Tutor Perini Corporation

DDC. Project ID:	BBJ-KAFC	**Period Start:** 04/01/25 **End** 04/30/25
Project Name:	NYC Borough Based Jails System, Brooklyn Facility in the Borough of Brooklyn	
DDC Pin No.:	85023I8020KXL	

1) Community Air Monitoring Monthly Status Summary

TWA – Time Weighted Average
ug/m^3- micrograms per cubic meter

Number of Workdays in a Month	Number of Air Monitoring Days in a Month	Number of Days with Dust Concentrations above Action Concentrations by Month (100 ug/m^3 15 minute TWA)	Comments
26	26	0	Air Monitoring was performed during work hours. No exceedances were noted this month.

Community Air Monitoring Excursions and Corrective Actions

Action Concentration =100 ug/m^3 15 minute TWA above background concentration Stop Work Concentration = 150 ug/m^3 15 minute TWA above background concentration

Date: Time	Maximum Dust Reading Before Corrective Action 15 Minute TWA (ug/m^3)	Maximum Dust Reading After Corrective Action 15 Minute TWA (ug/m^3)	Corrective Action
N/A	N/A	N/A	

Narrative Summary of Air Monitoring, Excursions and Corrective Actions:

During the month of April 2025, a total of (4) Air monitoring devices were in continuous operation at the project site recording construction-related levels of Particulate Matter (PM).

From April 1 to April 30 the monitoring devices were active during all working hours, including weekend and overnight work.

The Air Monitors move around the site based on where the activity of the day takes place. PM10 levels did not surpass Daily Permissible Exposure Limits (PEL) during this month as set by federal standards for the 24-hour Time Weighted Average (TWA), or daily value and did not trigger notifications to the project management construction team or contractor specific to air quality exceedances. The data shown in the Air Monitoring Graphs is the Daily Maximum Overall Site Contribution reading which is the average of the readings collected from the (4) air monitors.

No corrective actions or mitigations measures were required this month.

2) Community Noise Monitoring Monthly Summary

Units to be determined (TBD) typically a weighted decibels (dBA) level

Number of Workdays in a Month	Number of Noise Monitoring Days in a Month	Number of Days with Noise Levels above Action Levels by Month	Comments
26	30	0	Noise Monitoring was performed during work hours. No construction-related exceedances were noted this month.

Community Noise Monitoring Excursions and Corrective Actions

Action Level = 88dBA
Stop Work Level = 90dBA

Date: Time	Maximum Noise Readingbefore Corrective Action (DBA)	Maximum Noise Reading after Corrective Action (DBA)	Corrective Action
N/A	N/A	N/A	

Narrative Summary of Noise Monitoring, Excursions and Corrective Actions:

During the month of April 2025, (6) noise monitoring devices were in continuous operation at the project site recording construction-related noise levels in units of (DBA).

From April 1 to April 30 the monitoring devices were active during all working hours, including weekend and overnight work.

No construction related corrective actions or measures related to construction activity were required this month.

3) Community Vibration Monitoring Monthly Summary

Units inches per second (in/sec)

Number of Workdays in a Month	Number of Vibration Monitoring Days in a Month	Number of Days with Vibration Levels above Action Levels by Month	Comments
26	30	0	Vibration Monitoring was performed during standard working hours. No construction related exceedances occurred this month.

Community Vibration Monitoring Excursions and Corrective Actions

Action Level =0.25 in/sec
Stop Work Level = 0.5 in/sec

Date: Time	Maximum Vibration Level before Corrective Action (in/sec)	Maximum Vibration Level after Corrective Action (in/sec)	Corrective Action
N/A	N/A	N/A	N/A

Narrative Summary of Vibration Monitoring, Excursions and Corrective Actions:

During the month of April 2025, (15) vibration monitoring devices were in continuous operation at the project site recording construction-related noise levels in units of (in/sec).

From April 1 to April 30 the monitoring devices were active during all working hours, including weekend and overnight work.

Some data gaps were observed for Device R06 during the monitoring period from April 1 to April 30, attributed to intermittent connectivity issues at the monitoring unit location. The device remained installed and operational throughout the period, and no exceedances were recorded during the affected times. TPC is actively troubleshooting the unit and implementing corrective measures to ensure more stable connectivity moving forward.

No stop work level exceedances took place this month.

ATTACHMENTS:

1 – Map of monitoring station/locations

2 – Data Plots

3 – Baseline Reference

Environmental Monitoring Plan



AIR MONITORING

VIBRATION MONITORING

NOISE MONITORING

Quantity

(4) Air Monitors

(15) Vibration Monitors

(6) Noise Monitors

NOISE METER LOCATIONS

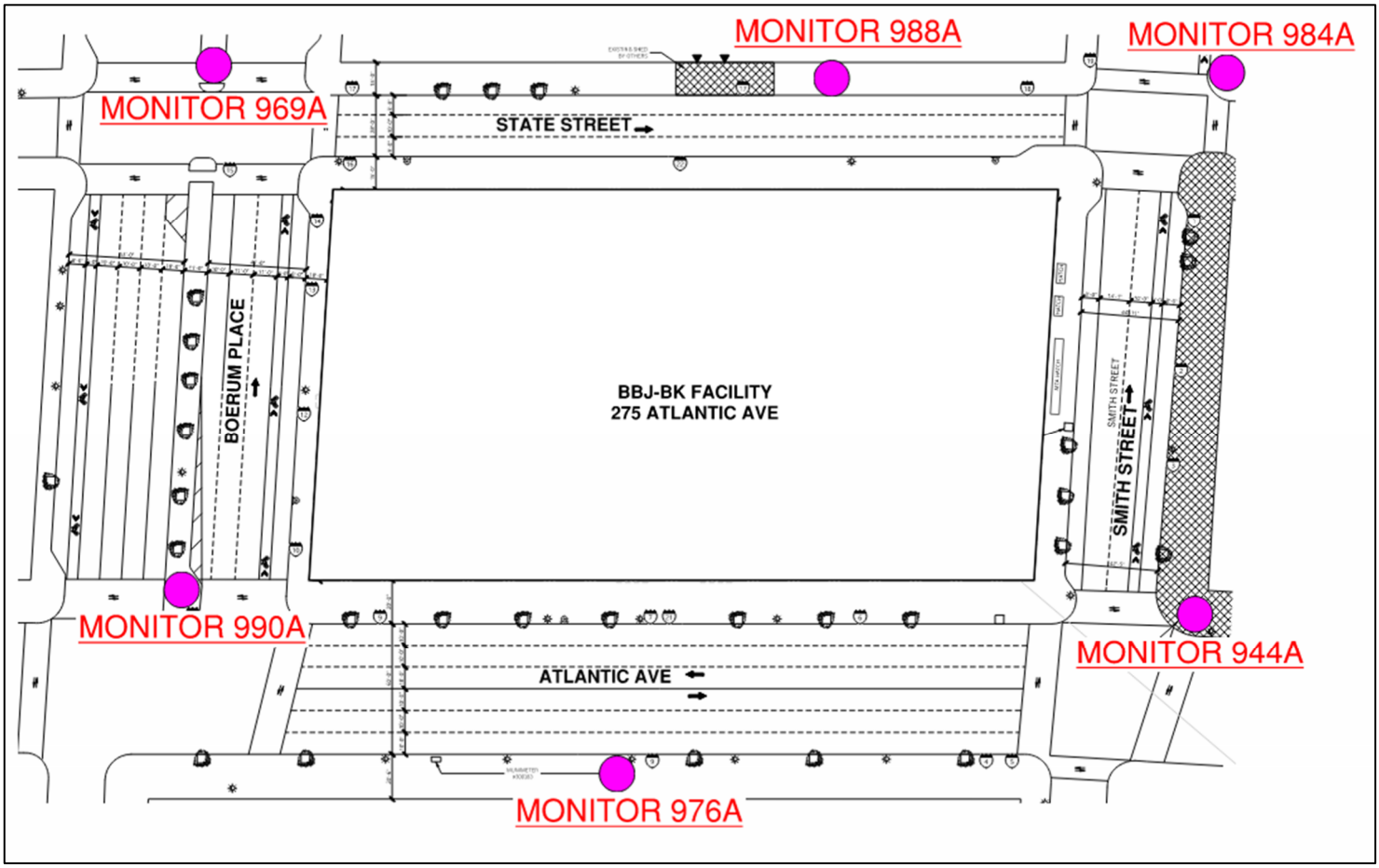

NOISE GRAPHS

Device #944A – Noise Monitoring Station

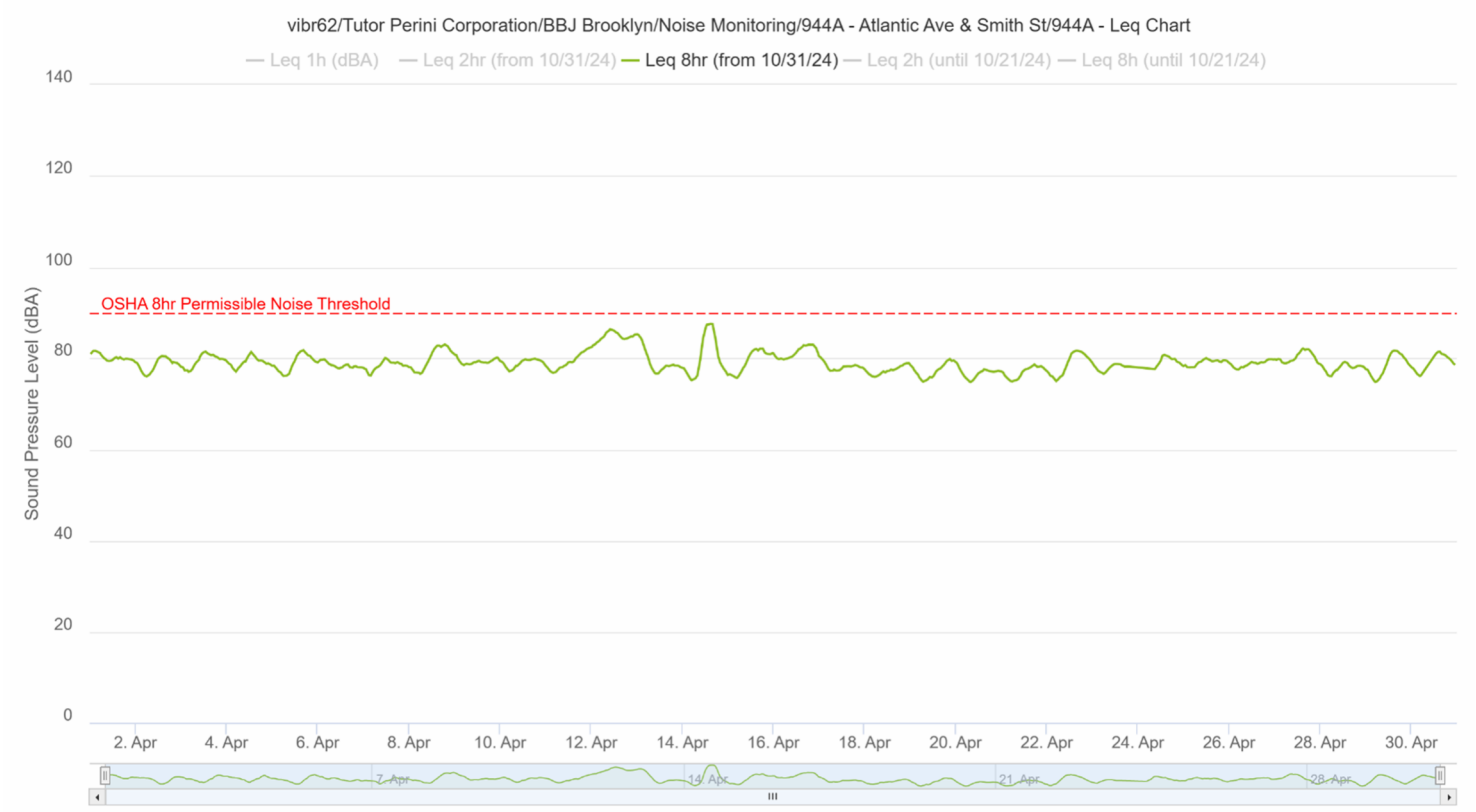

Device #969A – Noise Monitoring Station

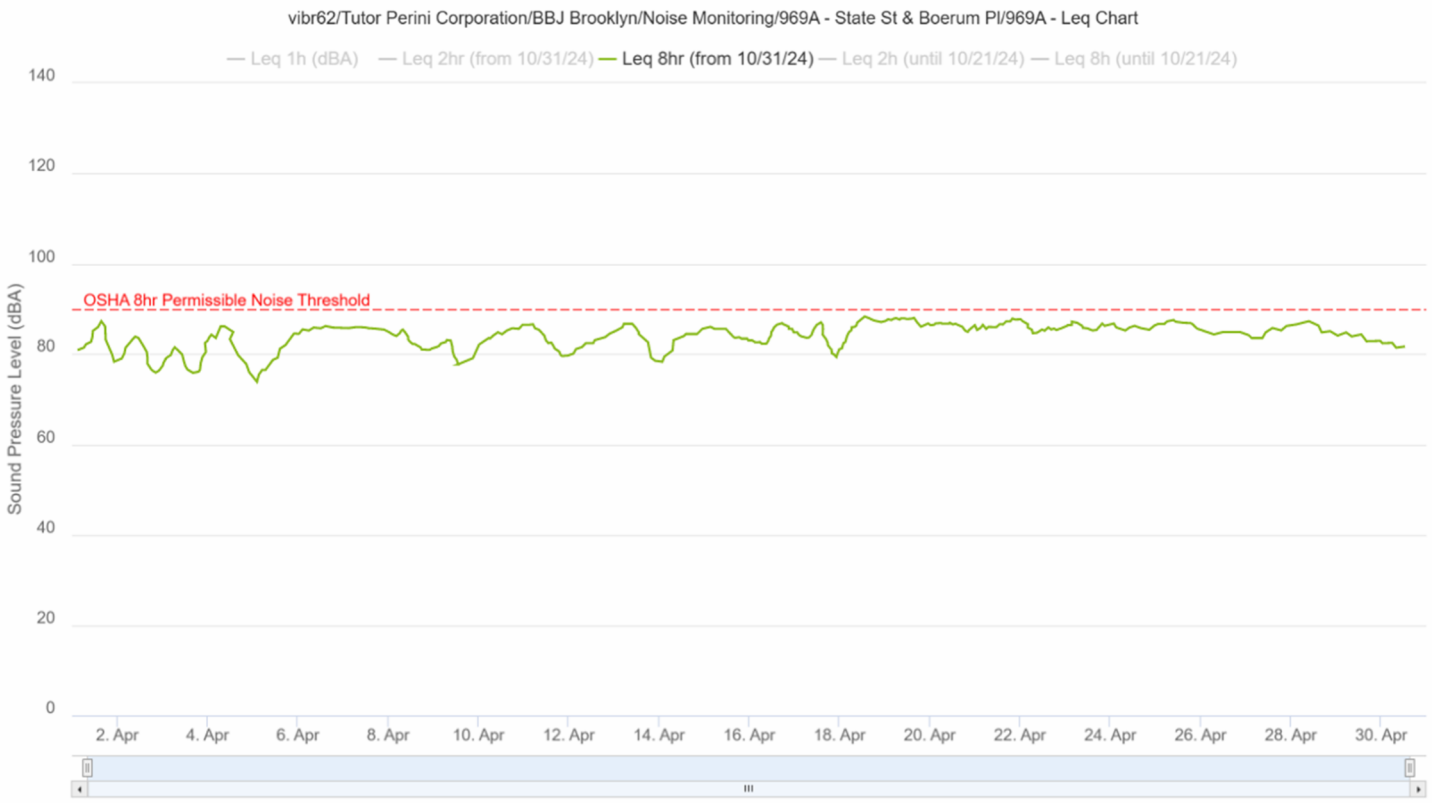

Device #976A – Noise Monitoring Station



Device #984A – Noise Monitoring Station

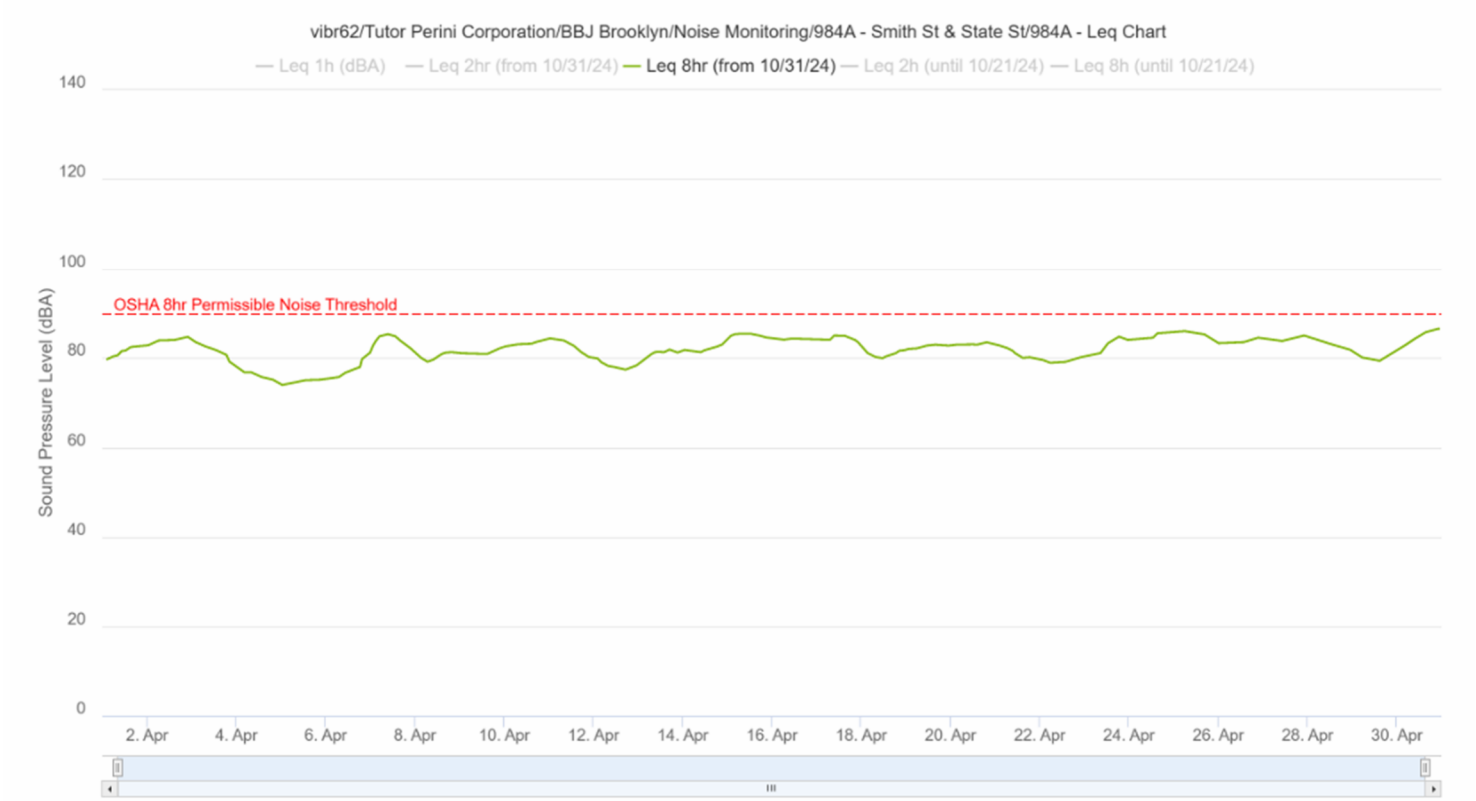

Device #988A – Noise Monitoring Station

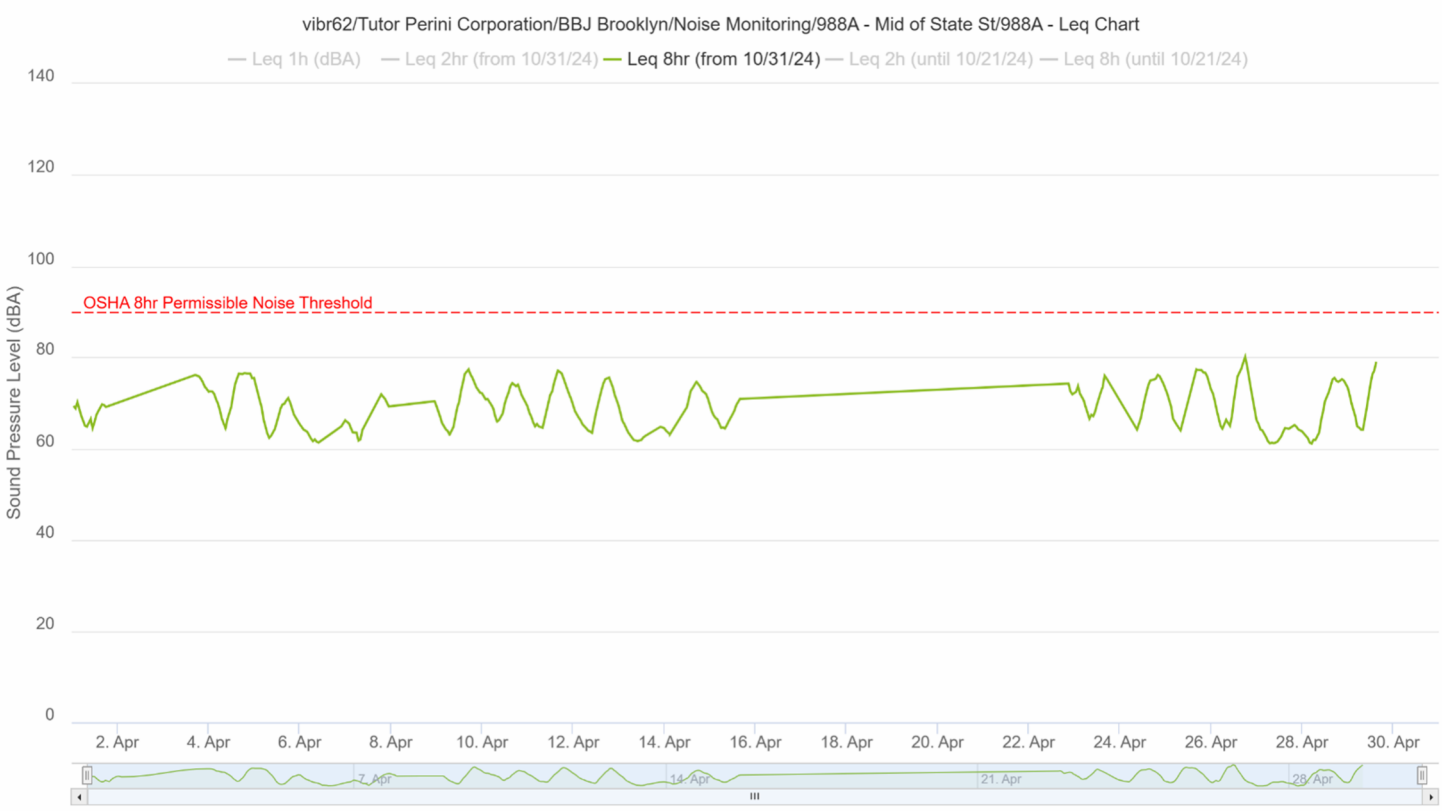

Device #990A – Noise Monitoring Station

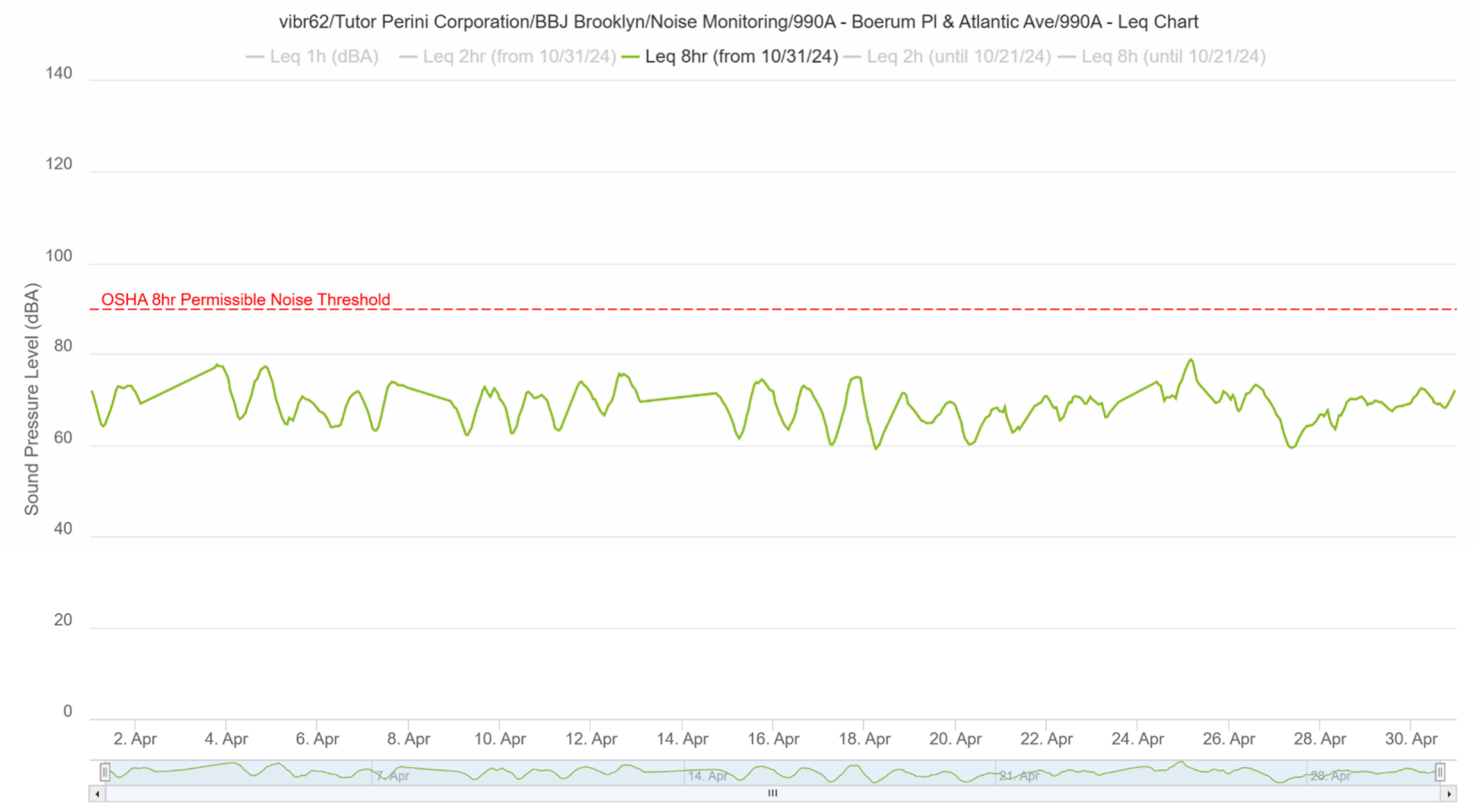

Noise Baseline

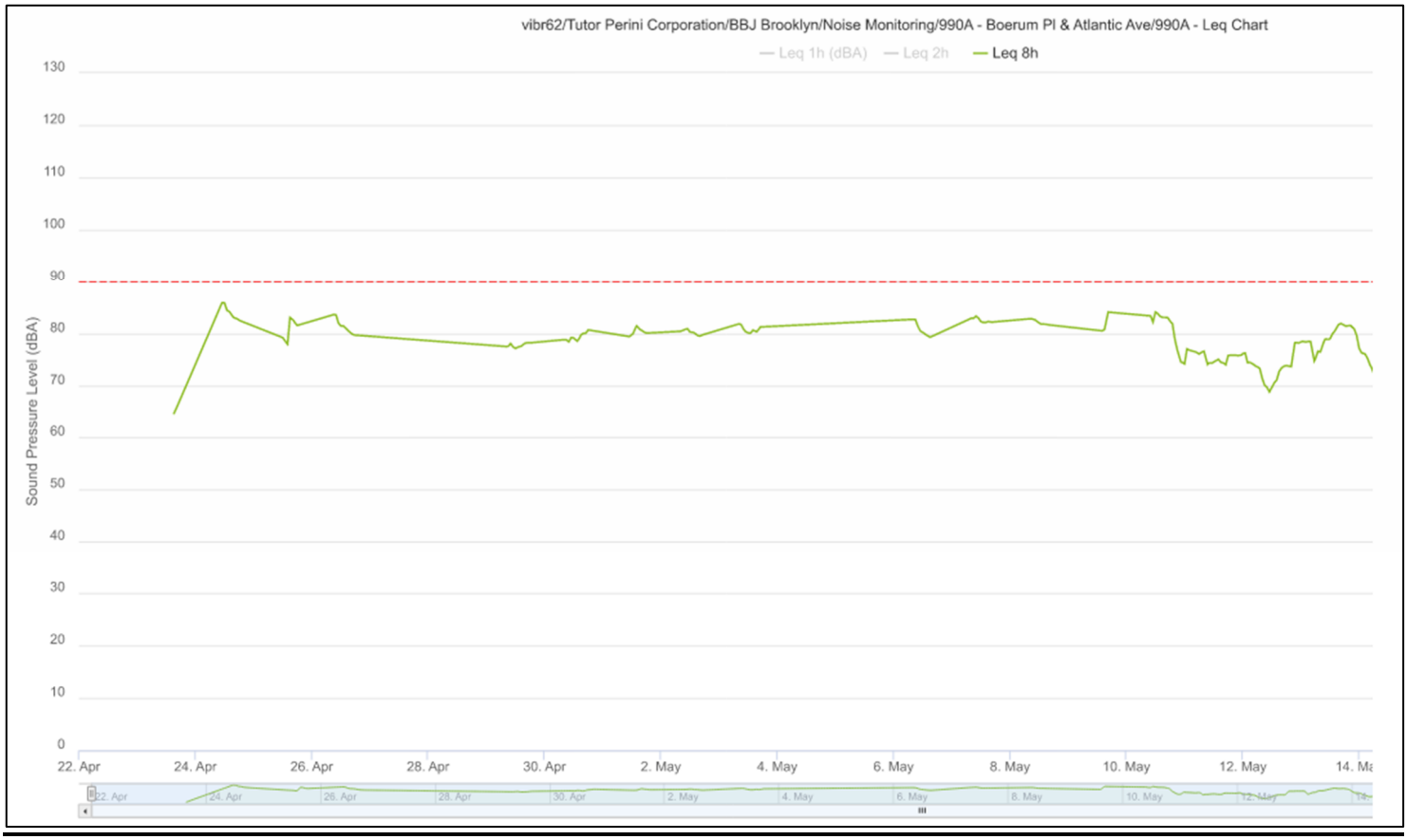

Vibration Monitor Location

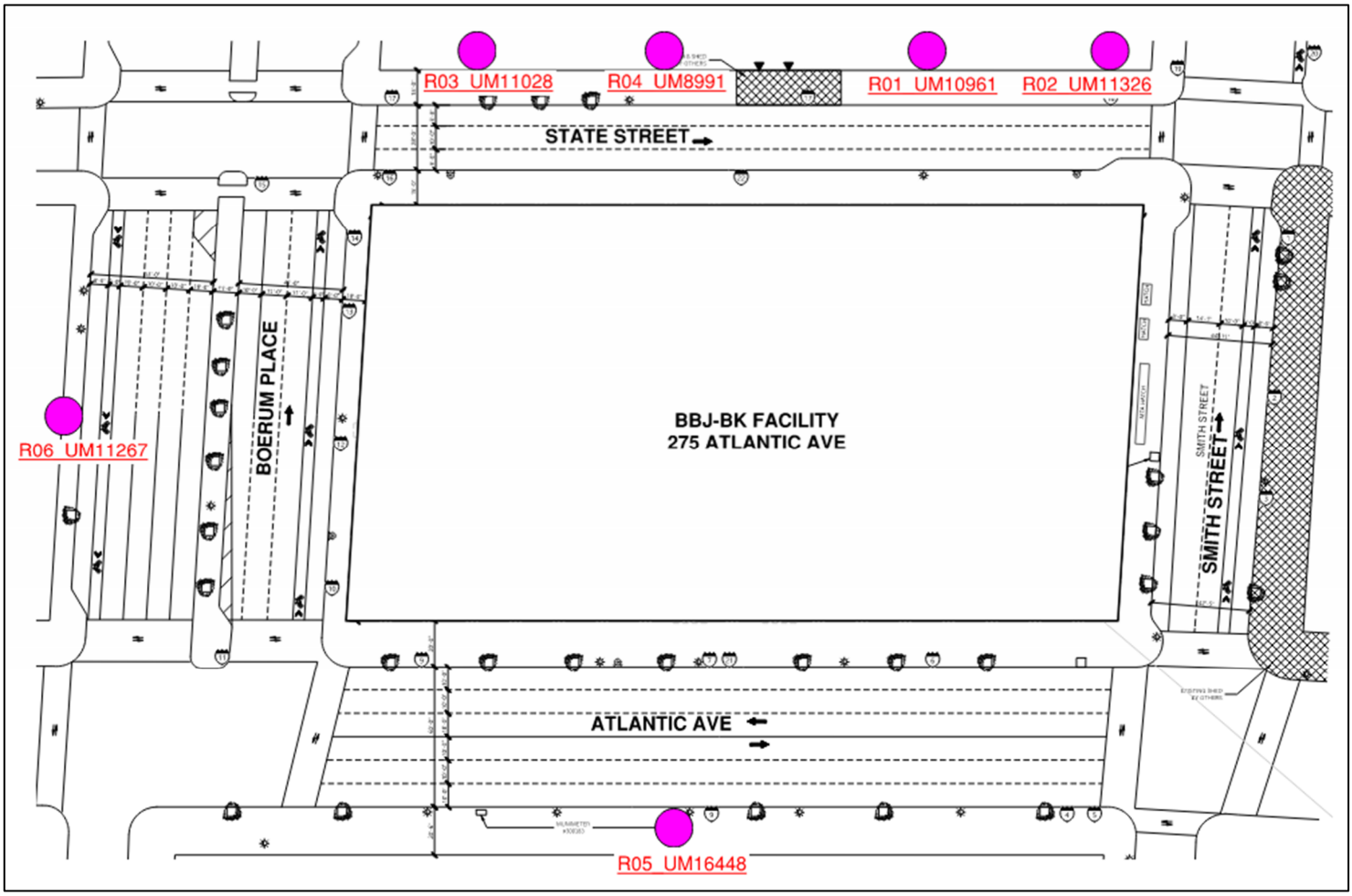

Vibration Monitor Plots

UM10961

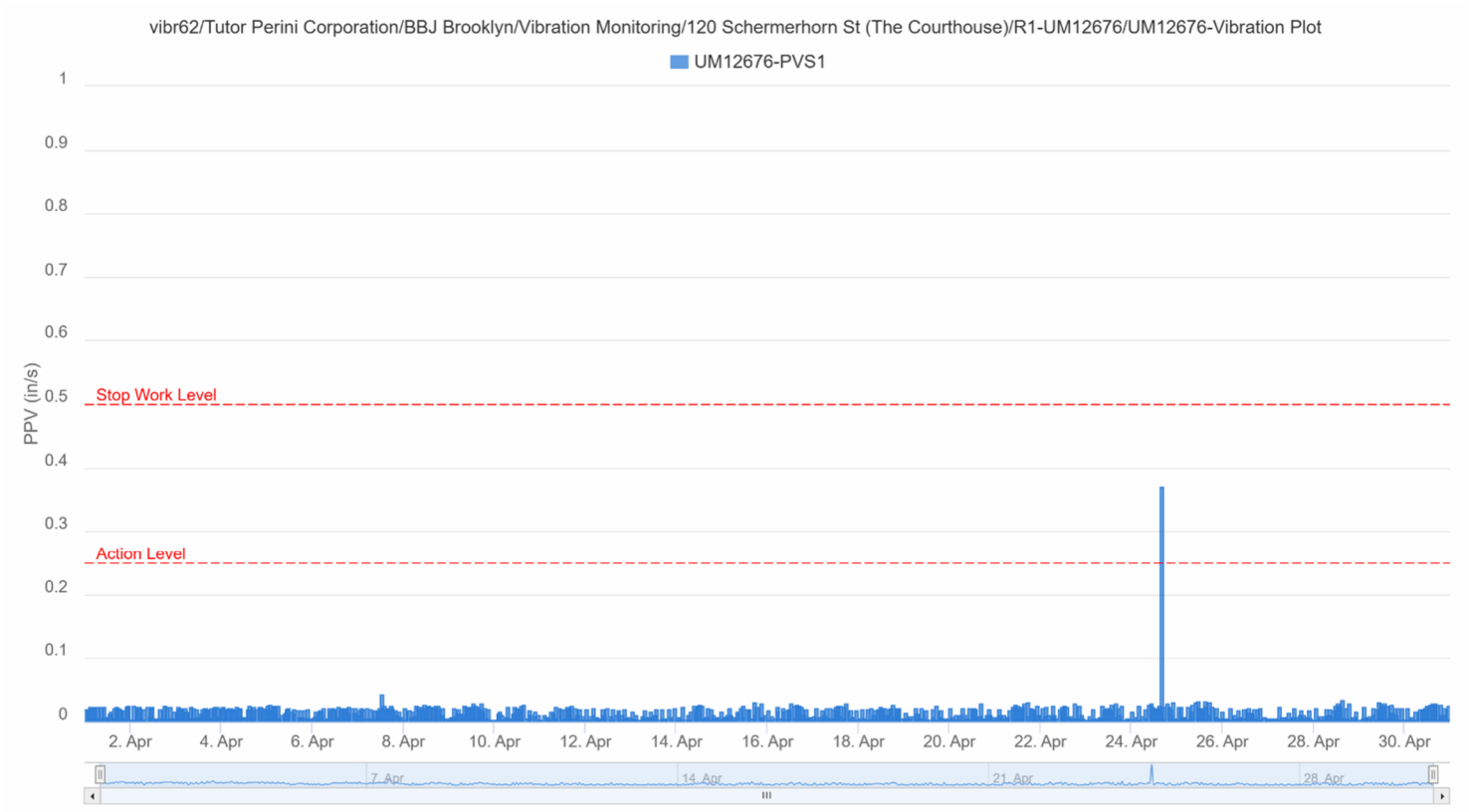

UM11326

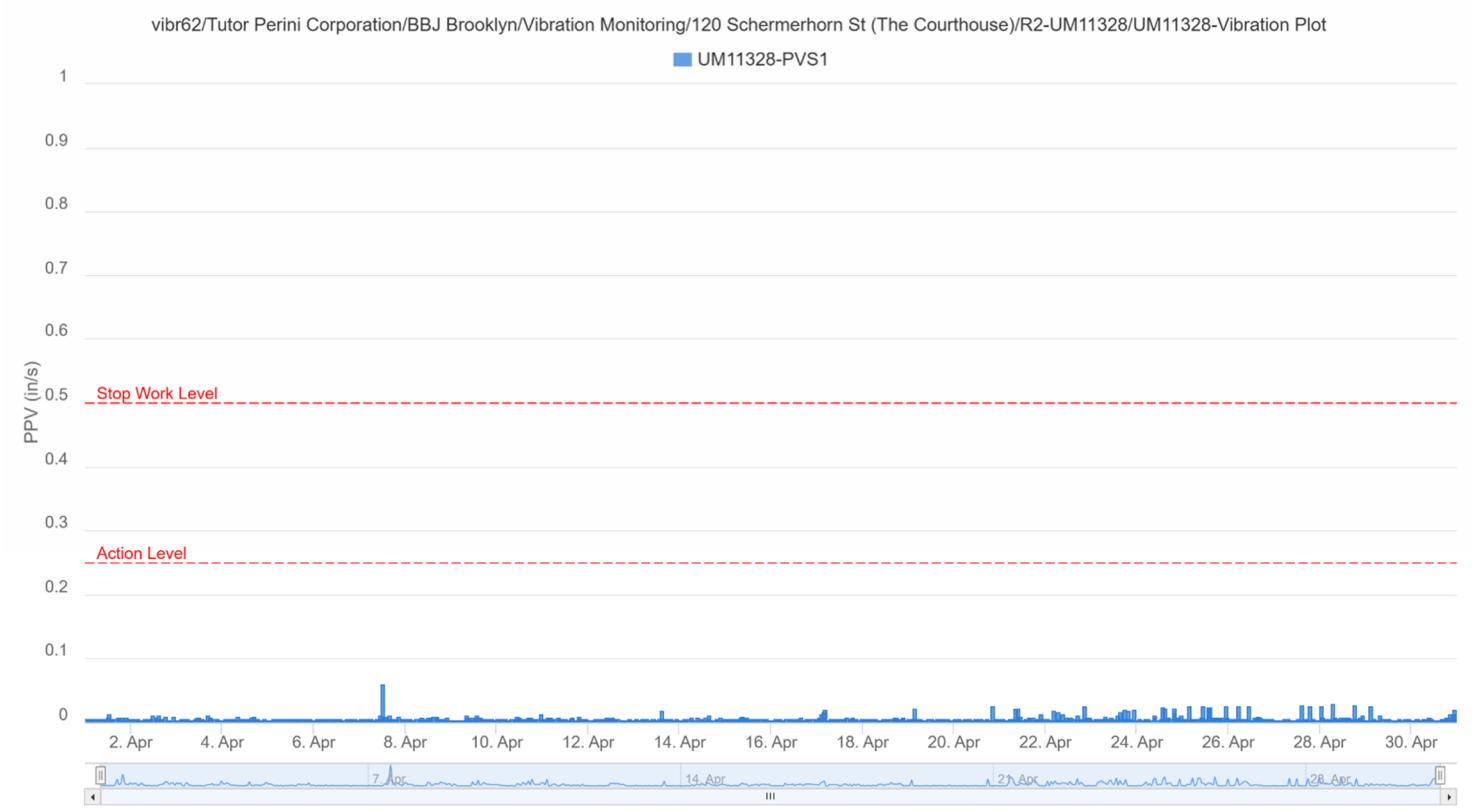
vibr62/Tutor Perini Corporation/BBJ Brooklyn/Vibration Monitoring/120 Schermerhorn St (The Courthouse)/R2-UM11328/UM11328-Vibration Plot
UM11328-PVS1
PPV (in/s)
1
0.9
0.8
0.7
0.6
0.5
0.4
0.3
0.2
0.1
0
Stop Work Level
Action Level
2. Apr
4. Apr
6. Apr
8. Apr
10. Apr
12. Apr
14. Apr
16. Apr
18. Apr
20. Apr
22. Apr
24. Apr
26. Apr
28. Apr
30. Apr

UM11208

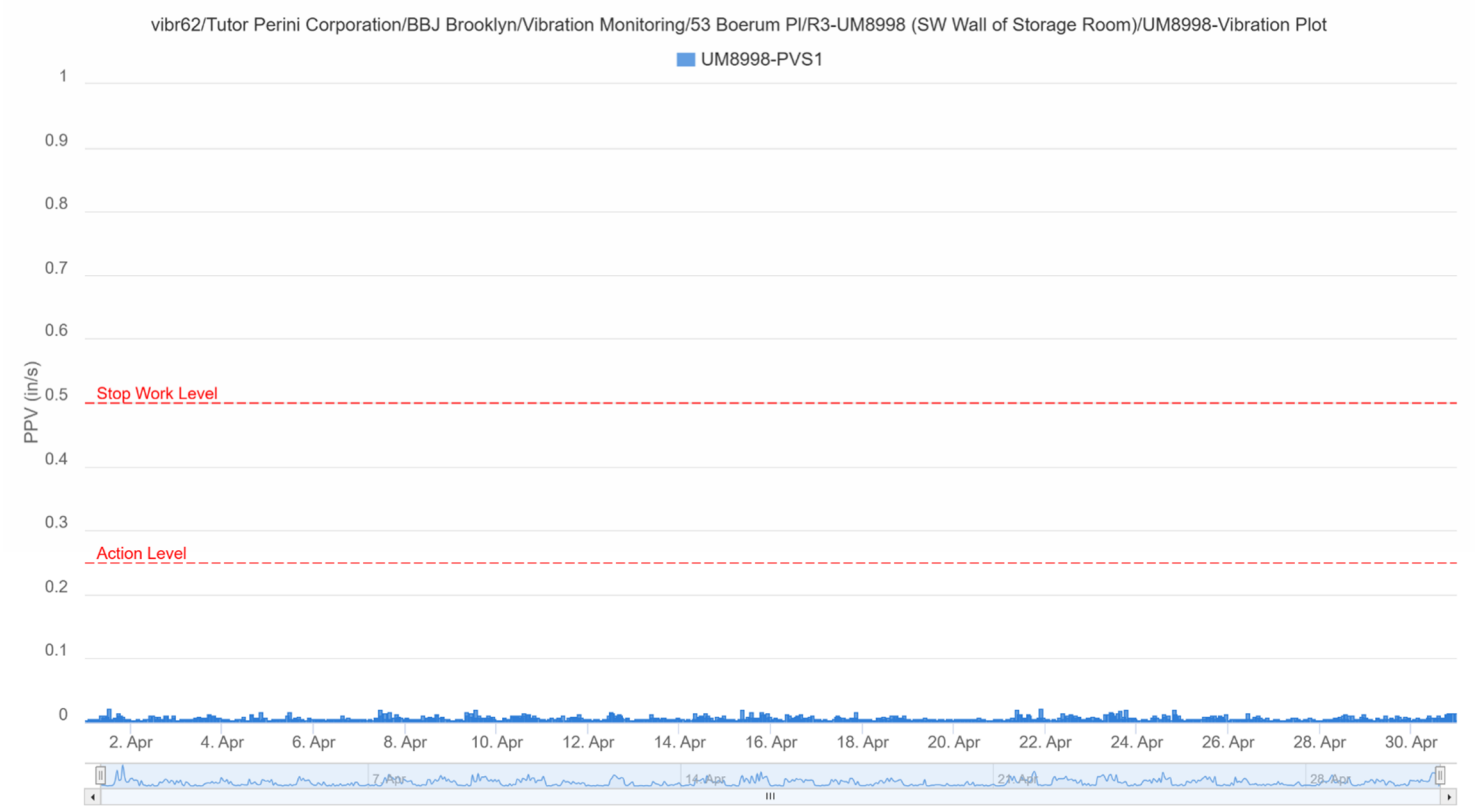
vibr62/Tutor Perini Corporation/BBJ Brooklyn/Vibration Monitoring/53 Boerum Pl/R3-UM8998 (SW Wall of Storage Room)/UM8998-Vibration Plot
UM8998-PVS1
PPV (in/s)
1
0.9
0.8
0.7
0.6
0.5
0.4
0.3
0.2
0.1
0
Stop Work Level
Action Level
2. Apr
4. Apr
6. Apr
8. Apr
10. Apr
12. Apr
14. Apr
16. Apr
18. Apr
20. Apr
22. Apr
24. Apr
26. Apr
28. Apr
30. Apr

UM8991

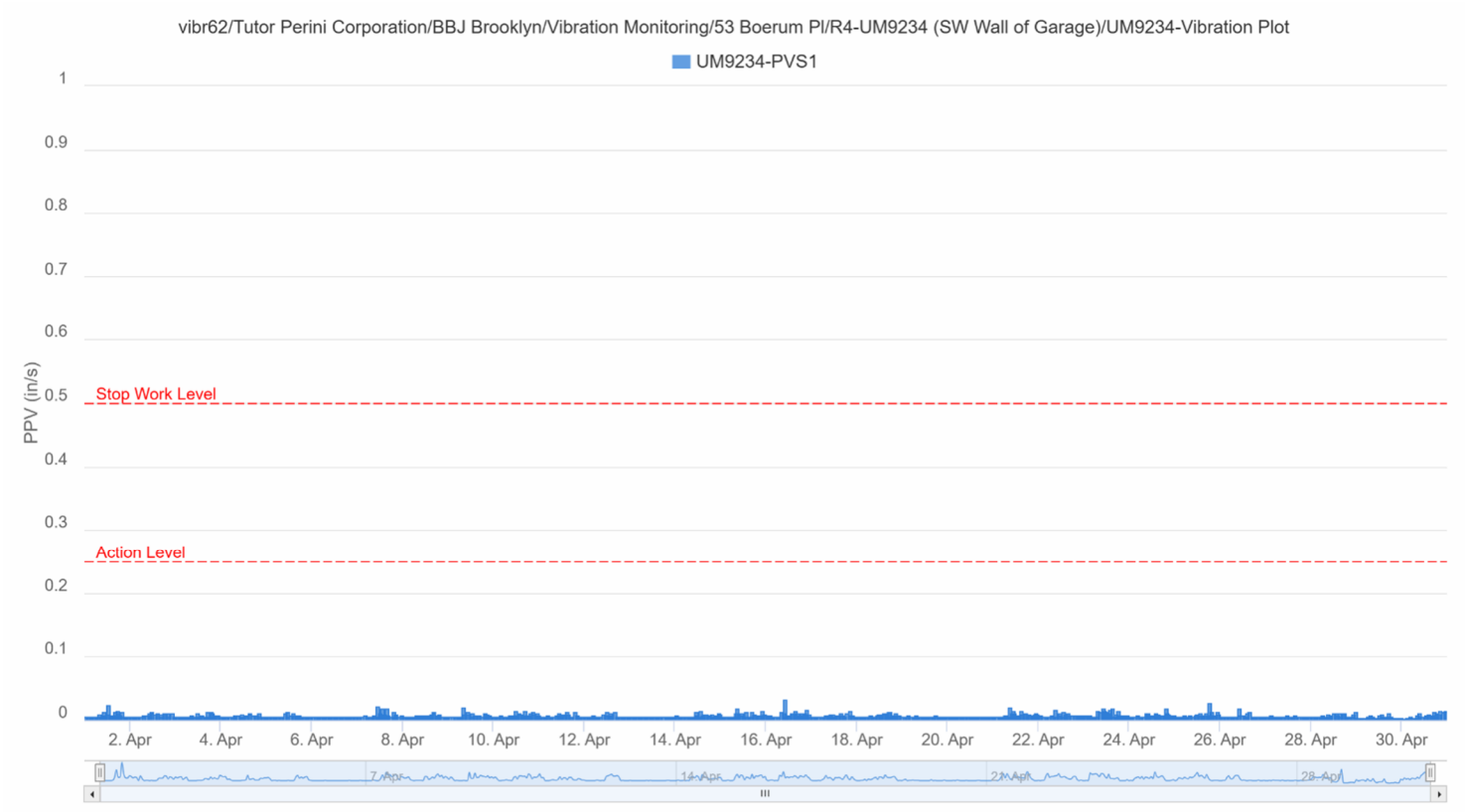
vibr62/Tutor Perini Corporation/BBJ Brooklyn/Vibration Monitoring/53 Boerum Pl/R4-UM9234 (SW Wall of Garage)/UM9234-Vibration Plot
UM9234-PVS1
PPV (in/s)
1
0.9
0.8
0.7
0.6
0.5
0.4
0.3
0.2
0.1
0
Stop Work Level
Action Level
2. Apr
4. Apr
6. Apr
8. Apr
10. Apr
12. Apr
14. Apr
16. Apr
18. Apr
20. Apr
22. Apr
24. Apr
26. Apr
28. Apr
30. Apr

UM11267

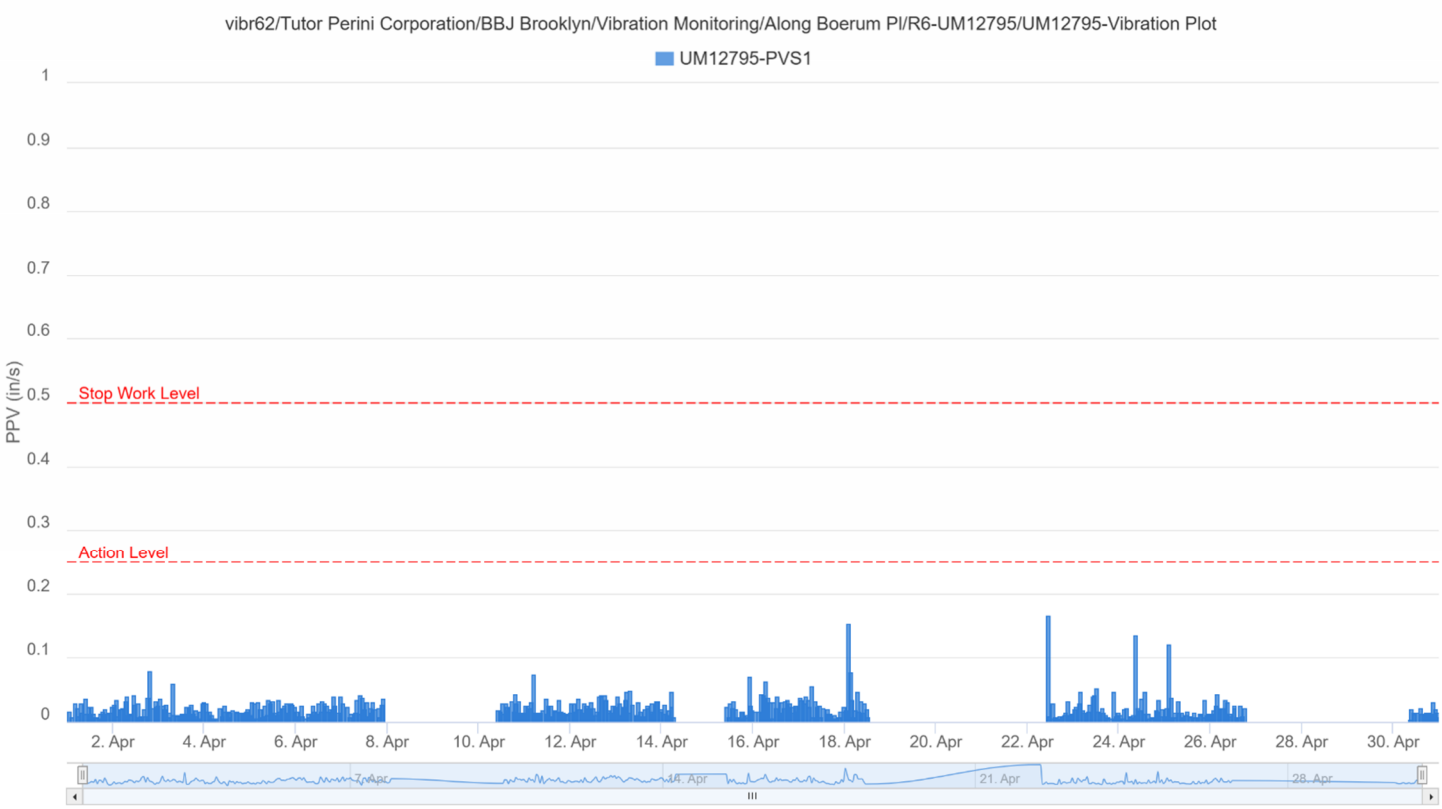
vibr62/Tutor Perini Corporation/BBJ Brooklyn/Vibration Monitoring/Along Boerum Pl/R6-UM12795/UM12795-Vibration Plot
UM12795-PVS1
PPV (in/s)
1
0.9
0.8
0.7
0.6
0.5
0.4
0.3
0.2
0.1
0
Stop Work Level
Action Level
2. Apr
4. Apr
6. Apr
8. Apr
10. Apr
12. Apr
14. Apr
16. Apr
18. Apr
20. Apr
22. Apr
24. Apr
26. Apr
28. Apr
30. Apr
7. Apr
14. Apr
21. Apr
28. Apr

UM16448

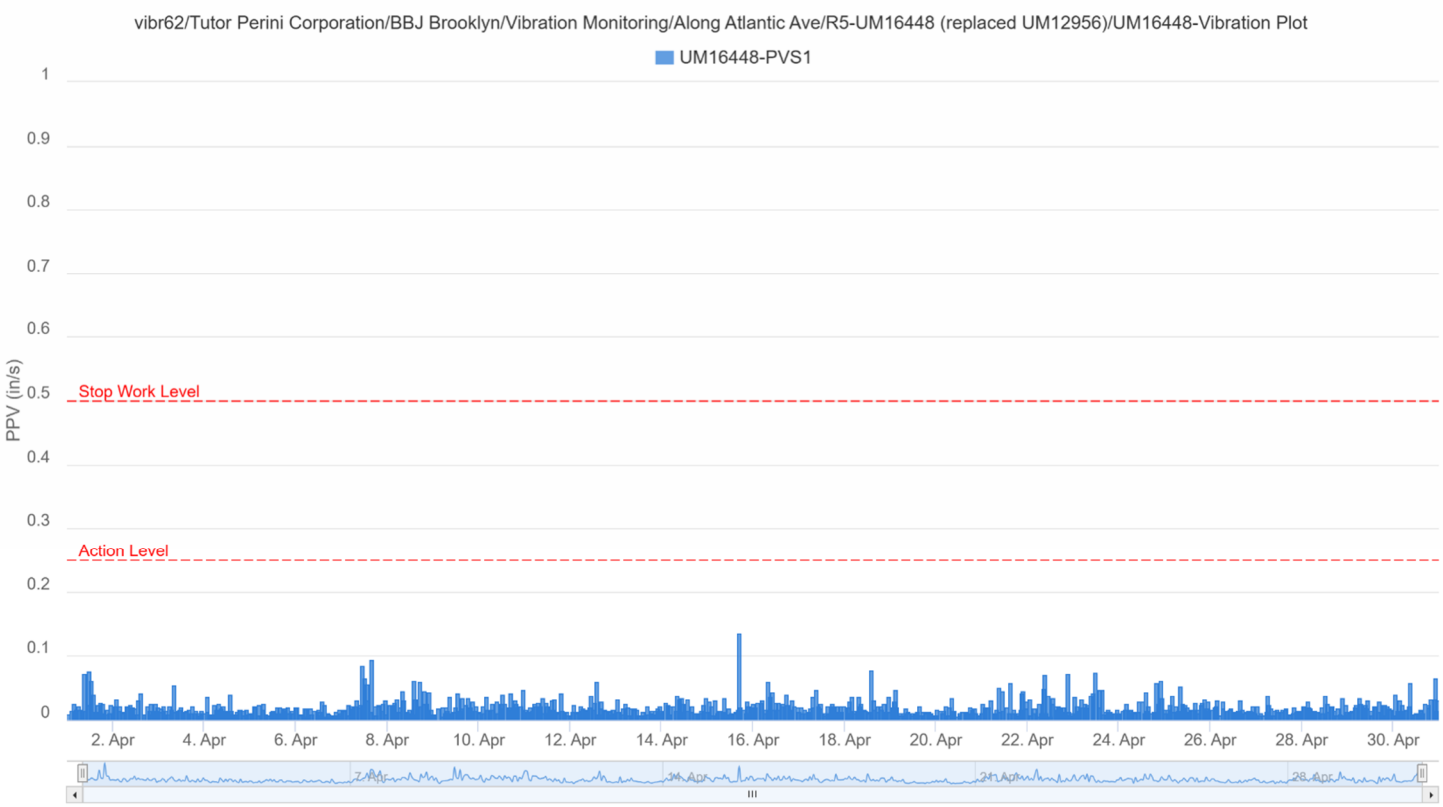
vibr62/Tutor Perini Corporation/BBJ Brooklyn/Vibration Monitoring/Along Atlantic Ave/R5-UM16448 (replaced UM12956)/UM16448-Vibration Plot
UM16448-PVS1
PPV (in/s)
1
0.9
0.8
0.7
0.6
0.5
0.4
0.3
0.2
0.1
0
Stop Work Level
Action Level
2. Apr
4. Apr
6. Apr
8. Apr
10. Apr
12. Apr
14. Apr
16. Apr
18. Apr
20. Apr
22. Apr
24. Apr
26. Apr
28. Apr
30. Apr

Vibration Monitoring Baseline

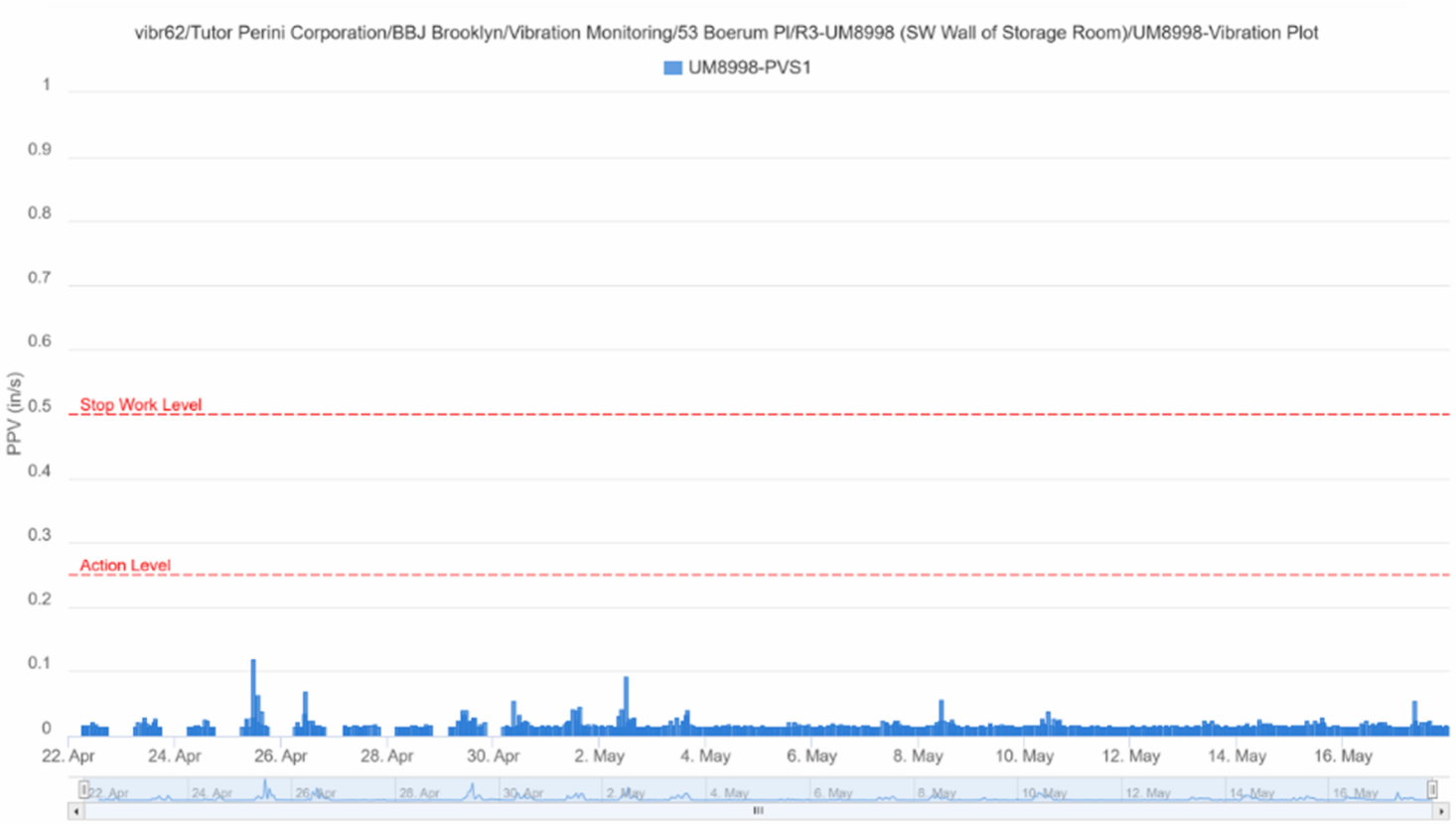

AIR MONITOR LOCATIONS

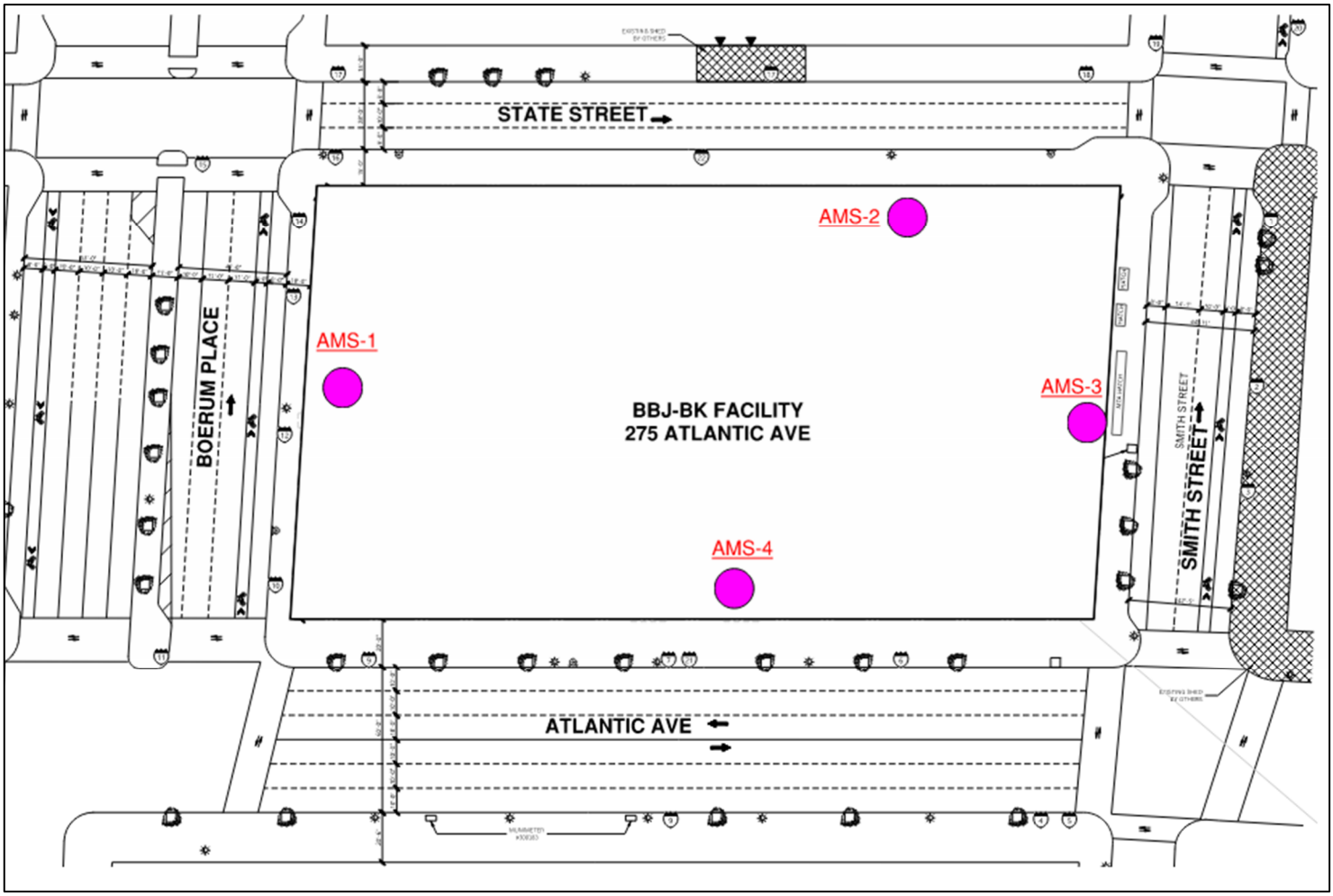

Air & Dust Monitoring Graph

